



# Artwork Requirements Decal Custom Form

*NOTE: When printing this PDF document, make sure that "Page Scaling" is set to "None" under the Adobe Acrobat or Adobe Reader "Print" menu.*

## Customer Information

Please supply your information below so we may contact you:

Company Name: \_\_\_\_\_

Name: \_\_\_\_\_

Phone # \_\_\_\_\_

E-mail: \_\_\_\_\_

Fax # \_\_\_\_\_

Date: \_\_\_\_\_

**One-time \$70 art/setup fee for fewer than 300 decals ordered.**

## Decal Information

Background Color: \_\_\_\_\_

*The standard decal background color is white. Other available background colors include:*

*Blue, Brown, Green, Purple, Orange, Red, Yellow*

Size: \_\_\_\_\_

Colors to be printed on the decal: \_\_\_\_\_

\_\_\_\_\_

Vinyl or Reflective Material: \_\_\_\_\_


*(NOTE: Please call 1.800.522.4343 for pricing on reflective material as these decals are more expensive versus decals printed on vinyl material.)*

## Logos

Logos may be e-mailed in the following accepted file formats **in vector format only** (please see the second page of this document for an explanation of what is meant by vector format):

**.EPS, .AI, .CDR, .WMF**

*(Any other logo format provided will require recreation of the logo. A \$70 service fee will be applied for the recreation of the logo in addition to the standard art fee applied for a quantity ordered of 299 or fewer custom decals.)*



**USE VERTICALLY OR HORIZONTALLY**

DECAL\_ARTW • Page 1 of 2 • 5-27-08



# Artwork Requirements

## Vector versus Raster File Formats: What's the Difference?

When you submit your company logo file to Rhino Marking & Protection Systems, you will be asked to submit your logo as a vector-based file; so what does this mean, exactly?

### Vector Format

The graphic (at right) is vector-based. You can see that the edges of the graphics are smooth and crisp, with no aliasing (jagged or stepped effects).



### Raster Format

The graphic (at right) is raster-based. You can see that the edges of the graphics are *not* smooth and crisp, and that aliasing (jagged or stepped effects) occur.



## Accepted File Formats

Logos may be e-mailed in the following accepted file formats in **vector format only**:

**.EPS, .AI, .CDR, .WMF**

**NOTE:** *Photoshop .EPS files are considered raster format and are not an acceptable format*


## Submitting Electronic Files

Files may be submitted via e-mail to your Rhino Customer Service Representative's e-mail address. Other acceptable media include CD-R/RW and floppy disks only. Media may be mailed to:


Rhino Marking & Protection Systems  
Attn: Graphic Designer  
280 University Dr. SW  
Waseca, MN 56093

## APWA Colors Used by Rhino Marking & Protection Systems


NOTE: These colors are approximate colors only to the final color(s) which appear on your product. Colors do vary slightly in terms of appearance when viewed from monitor to monitor and desktop printer to desktop printer, and in comparison to the final product.




Yellow




Red




Blue




Green




Orange



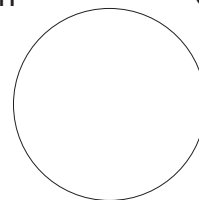
Purple



Brown



Black



White